

Life after
CHS

JUNIOR YEAR PREP



Ms. Sleight COLLEGE & CAREER COUNSELOR

JUNIOR CONFERENCE

- Think about your plans Post CHS
- Review of progress to date
- Parent/Guardian attend

To Prepare:

- Complete Game Plan Survey, PRIOR to conference
- Provide preliminary list of schools that you are considering
- Naviance- Colleges I'm Thinking About section
- Provide updated test scores (SAT/ACT)

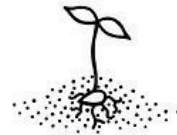
February-April



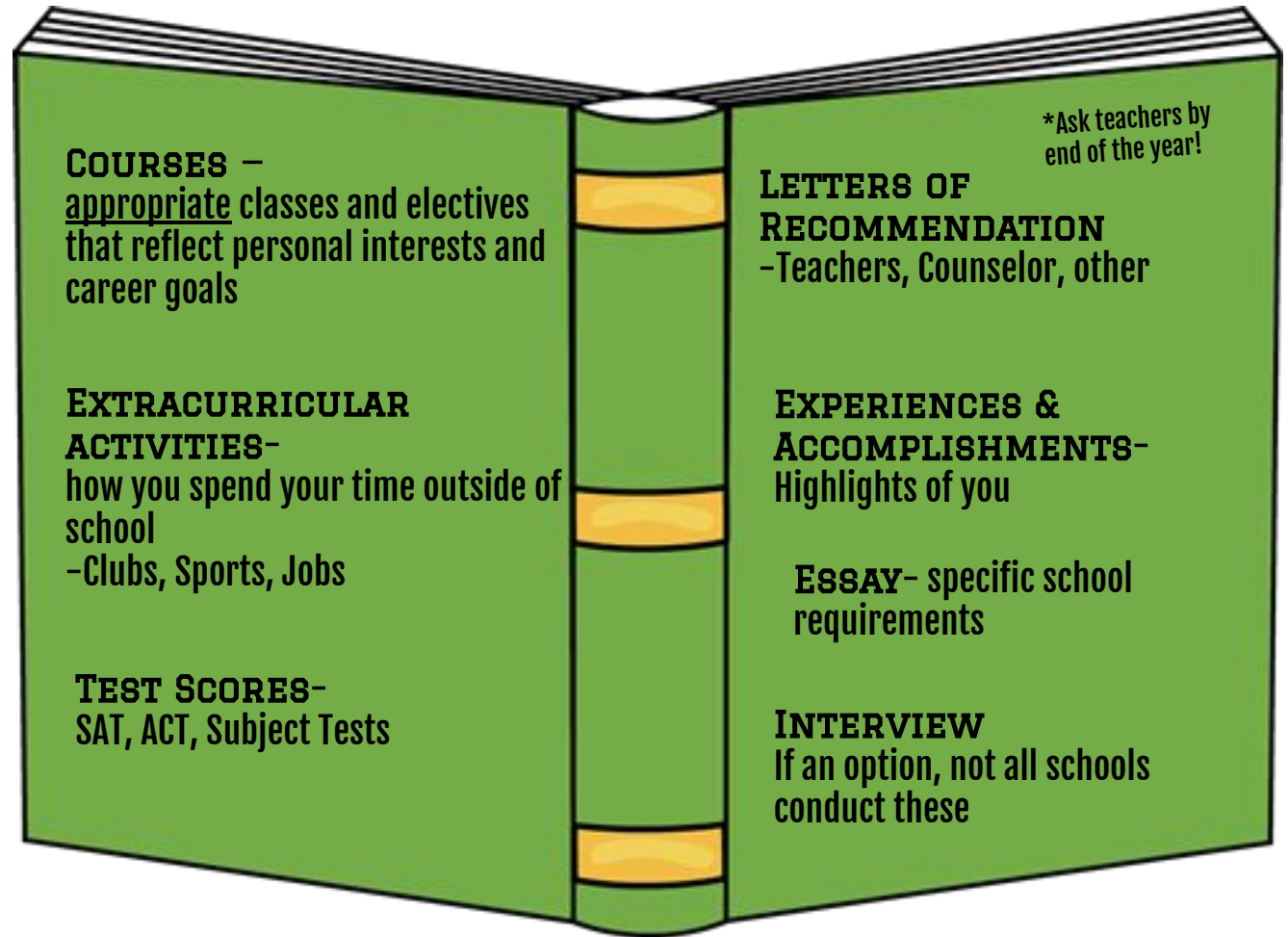
Other Options...

- COMMUNITY COLLEGE
 - 2+2
- TRADE SCHOOL
- MILITARY
- GAP YEAR
- EMPLOYMENT

Big
things
often
have
small
beginnings



Telling your Story



DETERMINING FIT

- ❑ Private and/or public
- ❑ Geographic Location
- ❑ Size –
 - ❑ small (<5,000)
 - ❑ medium (5,000–10,000)
 - ❑ large (10,000–15,000)
 - ❑ very large (>15,000)
- ❑ Setting – urban, suburban, rural
- ❑ Potential Field of Study/Program
- ❑ Social Factors

FIT:

a college that's a good fit is one that matches you across several dimensions: intellectual, social, geographical, professional, and financial, to name a few.



HEALTHY LIST= HEALTHY RANGE OF SCHOOLS

WHAT IS A LIKELY SCHOOL?

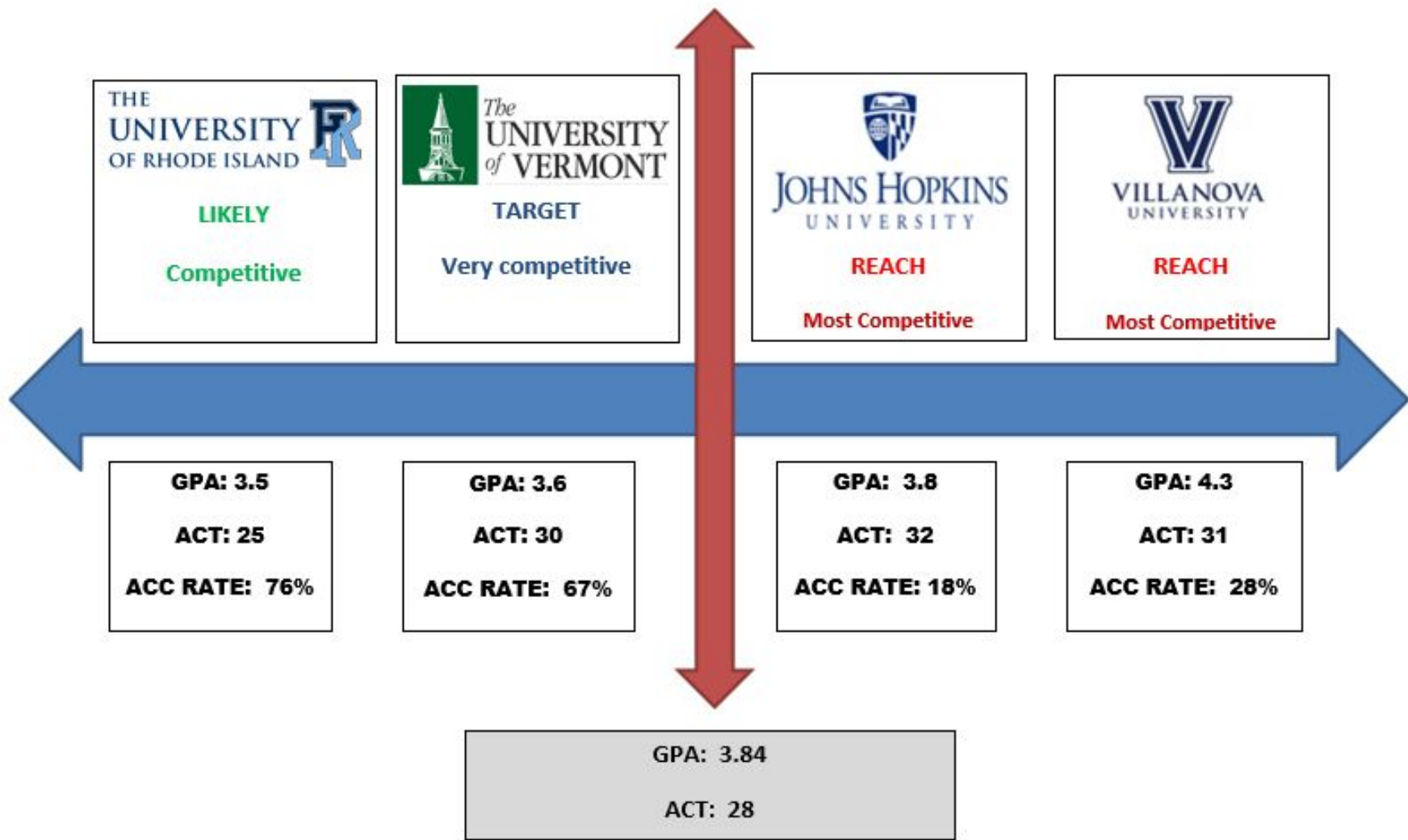
These are schools where your chances are highly likely or certain for admission. Your standardized test scores are on the high end of what they accept, and you generally meet or exceed their requirements. Sometimes referred to as "safety" schools. It is advisable to have at least 1-2 schools in this category on your list

WHAT IS A TARGET SCHOOL?

A school where you meet most of the application criteria. You fall within the acceptable range of standardized test scores, GPA, extracurricular activities and other requirements. It is advisable to have about 3-4 schools in this category on your list

WHAT IS A REACH SCHOOL?

A school where you apply knowing that you are on the low end or do not meet some requirements. This may be worthwhile if you have other attributes, experiences or qualities that will allow you to stand out. It is advisable to have about 1-2 schools in this category on your list.



2019 College Application Counts & Acceptances

| NUMBER OF APPLICATIONS | NUMBER OF STUDENTS | PERCENTAGE ACCEPTED |
|------------------------|--------------------|---------------------|
| 20+ | 3 | 44% |
| 15-19 | 24 | 49% |
| 10-14 | 90 | 62% |
| 5-9 | 141 | 66% |
| 1-4 | 41 | 79% |

Class of 2019- GPA Distribution

NOT ALL STUDENTS HAVE A "PERFECT STRAIGHT A AVERAGE"-MAJORITY DO NOT

| GPA | 4.5+ | 4.0 - 4.5 | 3.0 - 4.0 | 2.5 - 3.0 | < 2.5 |
|---------------|------|-----------|-----------|-----------|-------|
| # OF STUDENTS | 22 | 84 | 167 | 25 | 2 |

COLLEGE PLACEMENT BY GPA (2019)

| Competitive Category | Most | Highly | Very | Competitive | Less/Non | Special / Other |
|-----------------------------|-------------|---------------|-------------|--------------------|-----------------|------------------------|
| GPA Range | 2.71-5.08 | 2.91-3.98 | 2.64-4.27 | 2.42-4.20 | 2.13-4.30 | 3.12-4.47 |

- High performing students choose to attend institutions of all types
- It is not necessary to have a 4.0+ GPA to get into college, even very good colleges

Standardized Testing

-Spring Jr. Year

-Go with the test you are stronger with & prefer

-Good rule of thumb- take 2-3

-OVERTESTING-

--You usually see a score increase from test 1 to test 2, small increase 2 to 3

-Register in advance!

| Structure and Timing | SAT | ACT |
|------------------------|--|---|
| Testing time | 3 hours + 50-minute essay (optional) | 2 hours 55 minutes + 40-minute essay (optional) |
| Structure | 3 tests + optional essay | 4 tests + optional writing test |
| Number of questions | 154 | 215 |
| Time per question | 1 minute, 10 seconds | 49 seconds |
| Score range | Composite 400–1600 (SAT Essay: reported in 3 dimensions, each 2–8) | Composite 1–36 (writing domain scores: 2–12) |
| Test length and timing | Reading Test 65 minutes 52 questions Writing and Language Test 35 minutes 44 questions Math Test 80 minutes 58 questions | Reading Test 35 minutes 40 questions English Test 45 minutes 75 questions Math Test 60 minutes 60 questions Science Test 35 minutes 40 questions |

| <u>August</u> | <u>Sept.</u> | <u>October</u> | <u>November</u> | <u>December</u> | <u>February</u> | <u>March</u> | <u>April</u> | <u>May</u> | <u>June</u> | <u>July</u> |
|---------------|--------------|----------------|-----------------|-----------------|-----------------|--------------|--------------|------------|-------------|-------------|
| SAT | ACT | SAT & ACT | SAT | SAT & ACT | ACT | SAT | ACT | SAT | SAT & ACT | ACT |

Standardized Testing (con.)

Ultimately...

FOLLOW COUNSELOR'S
RECOMMENDATION, &
WHAT IS APPROPRIATE FOR YOU!

SUPERSCORE

The process by which colleges consider your highest section scores across all the dates you took a test, rather than confining your scores to one particular date.

FairTest

The National Center for Fair and Open Testing

Notable Test-Optional Schools:

- UNIVERSITY OF CHICAGO
- GEORGE WASHINGTON UNIVERSITY
- LOYOLA UNIVERSITY MARYLAND
- WAKE FOREST UNIVERSITY
- BARD COLLEGE
- ITHACA COLLEGE
- MARIST COLLEGE
- FAIRFIELD UNIVERSITY
- JAMES MADISON UNIVERSITY

OVER 1,000 SCHOOLS!

DEFINITIONS OF ADMISSION OPTIONS IN HIGHER EDUCATION



National Association for
College Admission Counseling
Guiding the way to higher education

STUDENTS: WHICH COLLEGE ADMISSION PROCESS BEST SUITS YOU?

Non-Restrictive Application Plans

Regular Decision

DEFINITION:

Students submit an application by a specified date and receive a decision in a clearly stated period of time.

COMMITMENT:

NON-BINDING

Rolling Admission

DEFINITION:

Institutions review applications as they are submitted and render admission decisions throughout the admission cycle.

COMMITMENT:

NON-BINDING

Early Action (EA)

DEFINITION:

Students apply early and receive a decision well in advance of the institution's regular response date.

COMMITMENT:

NON-BINDING

Restrictive Application Plans

Early Decision (ED)

DEFINITION:

Students make a commitment to a first-choice institution where, if admitted they definitely will enroll. The application deadline and decision deadline occur early.

COMMITMENT:

BINDING

Restrictive Early Action (REA)

DEFINITION:

Students apply to an institution of preference and receive a decision early. They may be restricted from applying ED or EA or REA to other institutions. If offered enrollment, they have until May 1 to confirm.

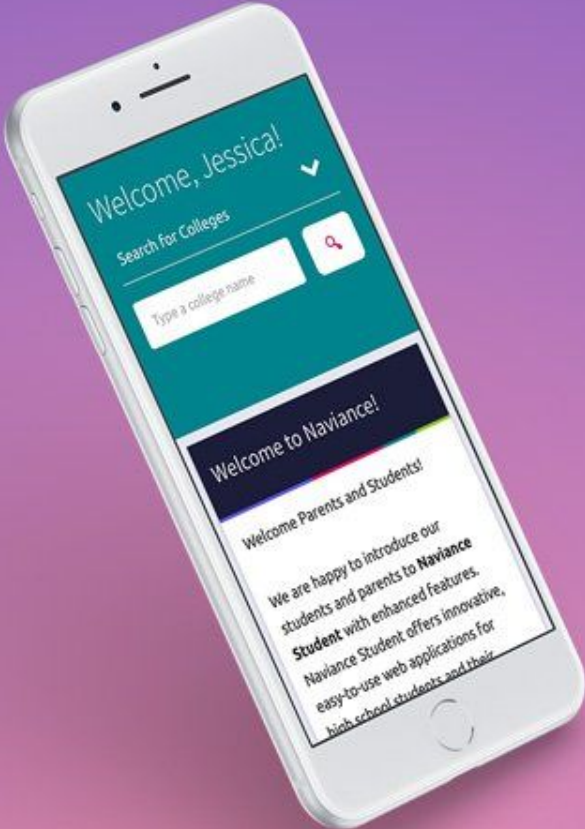
COMMITMENT:

NON-BINDING

Students are not restricted from applying to other institutions and have until May 1 to consider their options and confirm enrollment.

Students are responsible for determining and following restrictions.

Reset password? Check Spam folder!



Naviance Student

THE NEW NAVIANCE EXPERIENCE.
NOW LIVE!

<https://student.naviance.com/chatham>



Get Organized!

[Google Keep](#)

[College Search Spreadsheet](#)

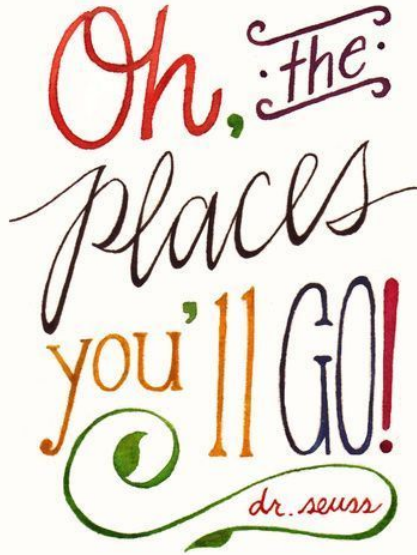
- Think about what YOU want- Self Reflect
 - ◆ Assessments
- Keep Naviance up to date
- Schedule Jr Conference
 - ◆ Complete Game Plan
- Due May 1
 - ◆ Student Brag Sheet
 - ◆ Senior Parent Questionnaire
- Visit Campuses
- Brainstorming:
 - ◆ Essay
 - ◆ Letters of Rec- ask teachers

For You -To-Do-



Ms. Sleight

ksleight@chatham-nj.org
Room A110



Drop-In Hours

MWF--Lunch

(10:40am-11:32am)

JUNIOR COLLEGE PLANNING NIGHT- Monday January 13- 6:30pm CHS Auditorium